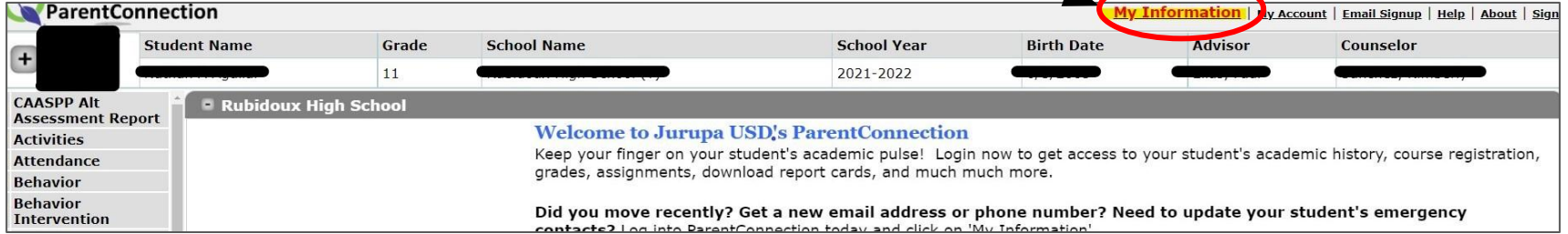


Internet Connection Needs

Step 1: Login to Parent Connect

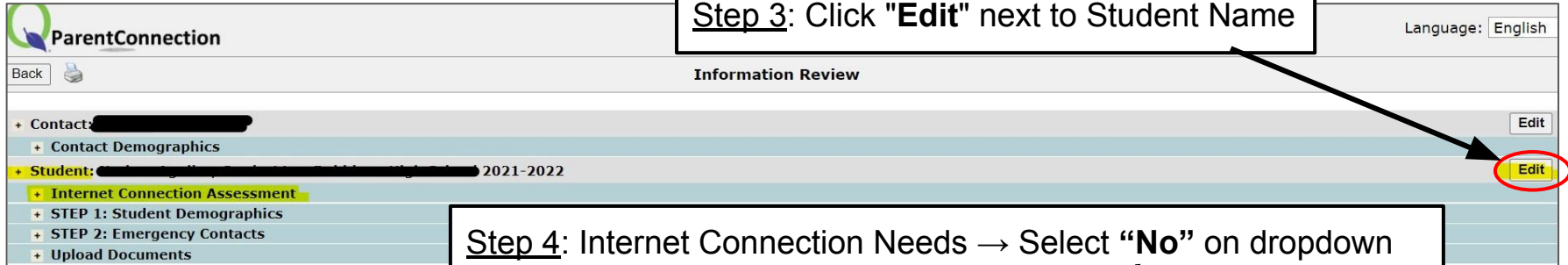
Step 2: Click "My Information" in Top right



The screenshot shows the ParentConnect home page. At the top right, the "My Information" link is circled in red. Below the navigation bar is a table with student information. The table has columns for Student Name, Grade, School Name, School Year, Birth Date, Advisor, and Counselor. The first row shows a student named [REDACTED] in grade 11 at Rubidoux High School for the 2021-2022 school year. Below the table is a welcome message and a sidebar with navigation options like CAASPP Alt Assessment Report, Activities, Attendance, Behavior, and Behavior Intervention.

Student Name	Grade	School Name	School Year	Birth Date	Advisor	Counselor
[REDACTED]	11	[REDACTED]	2021-2022	[REDACTED]	[REDACTED]	[REDACTED]

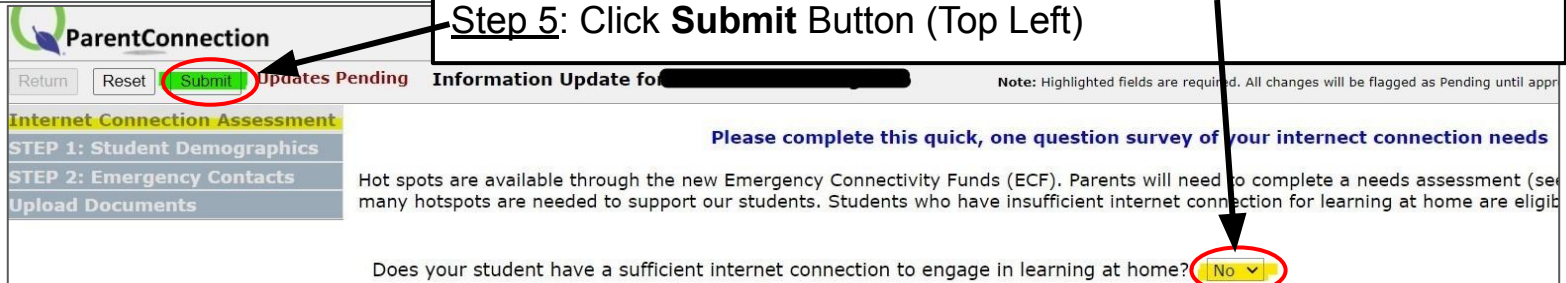
Step 3: Click "Edit" next to Student Name



The screenshot shows the "Information Review" page for a student. The "Edit" button next to the student's name is circled in red. The page lists various sections for the student, including Contact, Contact Demographics, Student information (2021-2022), and Internet Connection Assessment. The Internet Connection Assessment section is expanded to show "STEP 1: Student Demographics" and "STEP 2: Emergency Contacts".

Step 4: Internet Connection Needs → Select "No" on dropdown

Step 5: Click Submit Button (Top Left)



The screenshot shows the "Internet Connection Assessment" form. At the top left, the "Submit" button is circled in red. Below the form title is a blue instruction: "Please complete this quick, one question survey of your internet connection needs". The first question is "Does your student have a sufficient internet connection to engage in learning at home?". The "No" option in the dropdown menu is circled in red. A note at the top right states: "Note: Highlighted fields are required. All changes will be flagged as Pending until approved."

Necesidades de conexión a Internet

Paso 1: Iniciar su sesión en Parent Connect

Paso 2: Seleccione "Mi Información"

ParentConnection

My Information | My Account | Email Signup | Help | About | Sign

Student Name	Grade	School Name	School Year	Birth Date	Advisor	Counselor
[Redacted]	11	[Redacted]	2021-2022	[Redacted]	[Redacted]	[Redacted]

CAASPP Alt Assessment Report

Activities

Attendance

Behavior

Behavior Intervention

Rubidoux High School

Welcome to Jurupa USD's ParentConnection

Keep your finger on your student's academic pulse! Login now to get access to your student's academic history, course registration, grades, assignments, download report cards, and much much more.

Did you move recently? Get a new email address or phone number? Need to update your student's emergency contacts? Log into ParentConnection today and click on 'My Information'

Paso 3: Haga clic "Editar" a lado de su hijo

ParentConnection

Language: English

Back

Information Review

+ Contact: [Redacted] Edit

+ Contact Demographics

+ Student: [Redacted] 2021-2022 Edit

+ Internet Connection Assessment

+ STEP 1: Student Demographics

+ STEP 2: Emergency Contacts

+ Upload Documents

Paso 4: Seleccione "No" a no tener conexión en su casa

Paso 5: Haga clic "Enviar" cuando termine

ParentConnection

Return | Reset | Submit | Updates Pending | Information Update for [Redacted] | Note: Highlighted fields are required. All changes will be flagged as Pending until approved.

Internet Connection Assessment

STEP 1: Student Demographics

STEP 2: Emergency Contacts

Upload Documents

Please complete this quick, one question survey of your internet connection needs

Hot spots are available through the new Emergency Connectivity Funds (ECF). Parents will need to complete a needs assessment (see [Redacted]) many hotspots are needed to support our students. Students who have insufficient internet connection for learning at home are eligible for [Redacted].

Does your student have a sufficient internet connection to engage in learning at home? [No]